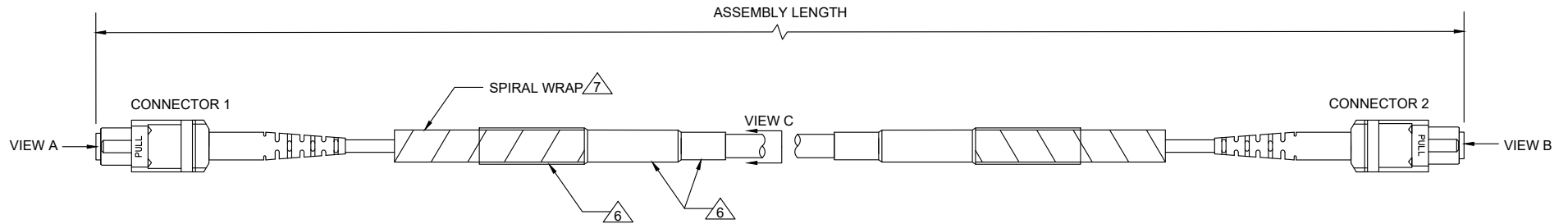


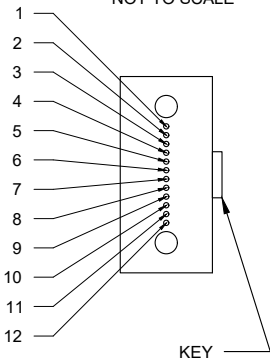
NOTES: UNLESS OTHERWISE SPECIFIED

1. MATERIALS AND COMPONENTS ARE RoHS/REACH COMPLIANT.
2. CONNECTORS MEET THE REQUIREMENTS OF ANSI/TIA 568-C.3
3. 100% TESTED FOR OPTICAL PERFORMANCE, END FACE CRITERIA AND CLEANLINESS.
4. CABLE ASSEMBLIES ARE MANUFACTURED TO C ENTERPRISES STANDARDS.
5. STANDARDS AND SPECIFICATIONS AVAILABLE UPON REQUEST.
6. HEAT SHRINK, 6 PLACES.
7. NON DIMENSIONED ITEMS ARE BEST FIT. 2 PLACES.
- 7.1 SPIRAL WRAP ADD FOR STRAIN RELIEF.

REV	ECR	DESCRIPTION	BY	DATE	CHECKED
A	-	INITIAL RELEASE	M. K	02/20/2018	A.J.

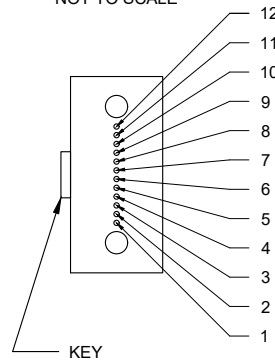


VIEW A
NOT TO SCALE

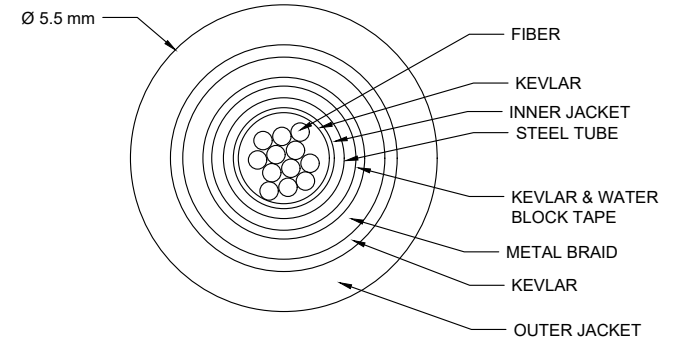


POLARITY TYPE B		
POSITION	FIBER COLOR	POSITION
CONNECTOR 1		CONNECTOR 2
1	BLUE	12
2	ORANGE	11
3	GREEN	10
4	BROWN	9
5	SLATE	8
6	WHITE	7
7	RED	6
8	BLACK	5
9	YELLOW	4
10	VIOLET	3
11	ROSE	2
12	AQUA	1

VIEW B
NOT TO SCALE



VIEW C
CROSS SECTION
NOT TO SCALE



EXAMPLE OF PULLING EYE



BILL OF MATERIALS

ITEM	QTY	COMPONENT
4	1	SINGLE-MODE LOW LOSS TEST REPORT.
3	1	PULLING EYE.
2	AR	SINGLE-MODE OS2 MIC 250um 12-FIBER OFCP IN/OUT MICRO-ARMOR™ CABLE; BLACK: PERFORMA.
1	2	MTP-12 FEMALE SINGLE-MODE APC POLISH; GREEN HOUSING, BLACK BOOT: PERFORMA.

APC TEST LIMITS
AT 1310 nm

MAX. I.L.	TYP. I.L.	MIN. R.L.	TYP. R.L.
≤0.35dB	0.20dB	≥65dB	68dB

DESCRIPTION: MTP-12 FEMALE APC POLISH/MTP-12 FEMALE APC POLISH x 12-FIBER OS2 OFCP MICRO-ARMOR™ IN/OUT CABLE, LOW LOSS TEST REPORT, POLARITY TYPE B.

DRAWN BY:	M. KHANFIR	02/20/2018
APVD BY:	A. JENSEN	02/20/2018


C-ENTERPRISES
Connecting Today's Infrastructures
 C ENTERPRISES
 2445 CADES WAY
 VISTA CA 92081
 760-599-5111

DIMENSIONS: METRIC [IMPERIAL]

PROPRIETARY AND CONFIDENTIAL
 THIS DOCUMENT CONTAINS PROPRIETARY INFORMATION OF C ENTERPRISES. NOT TO BE USED, COPIED, OR DISCLOSED WITHOUT WRITTEN PERMISSION. ALL RIGHTS RESERVED.

TITLE: MTP/MTP OS2 12-FIBER MICRO-ARMOR™ ASM

SIZE	DWG. NO.	REV
A	SAPQ12MTMTXEPHX	A

SCALE: NOT TO SCALE

SHEET 1 OF 1