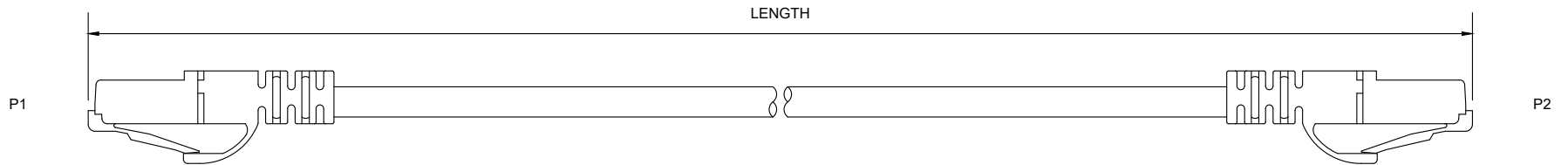


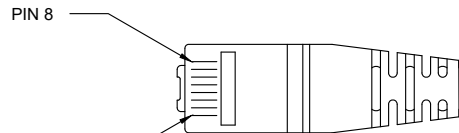
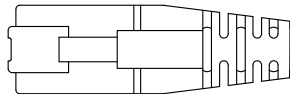
NOTES: UNLESS OTHERWISE SPECIFIED

1. MATERIALS AND COMPONENTS ARE RoHS/REACH COMPLIANT.
2. CONNECTORS MEET THE REQUIREMENTS OF ANSI/TIA 568-C.2.
3. CABLE ASSEMBLIES ARE MANUFACTURED TO C ENTERPRISES STANDARDS.
4. STANDARDS AND SPECIFICATIONS AVAILABLE UPON REQUEST.
5. REFER TO PART NUMBER CHART FOR COMPLETE LIST OF OPTIONS.
6. CABLE SPECIFICATIONS: CAT6 / 600 MHz, 4 PAIR, 24AWG, UTP, CMR.
7. TESTING:
 - 7.1. Q6 ARE QUALIFIED AND AQL TESTED TO COMPONENT LEVEL.
 - 7.2. QT ARE QUALIFIED AND 100% TESTED TO COMPONENT LEVEL.
 - 7.3. PATCH CORDS ARE TESTED FOR CONTINUITY, SHORTS, WIRE MAPPING AND OVERALL INTEGRITY.
8. DEPICTED CONNECTORS APPLY TO CAT6 QUALIFIED (Q6) AND CAT6 TESTED COMPONENT (QT) PATCH CORDS.
9. WIRING CONFIGURATION:
 - 9.1. DEFAULT: 568B STRAIGHT.
 - 9.2. INDUSTRY STANDARD / CUSTOM WIRING AVAILABLE.
10. INDUSTRY STANDARD COLORS AVAILABLE ON CABLE AND STRAIN RELIEF BOOT.

REV	ECR	DESCRIPTION	BY	DATE	CHECKED
A	-	INITIAL RELEASE	P.L.	05/12/2011	-
B	-	DRAWING TEMPLATE AND BLOCK UPDATE	K.T.	07/26/2016	A.J.

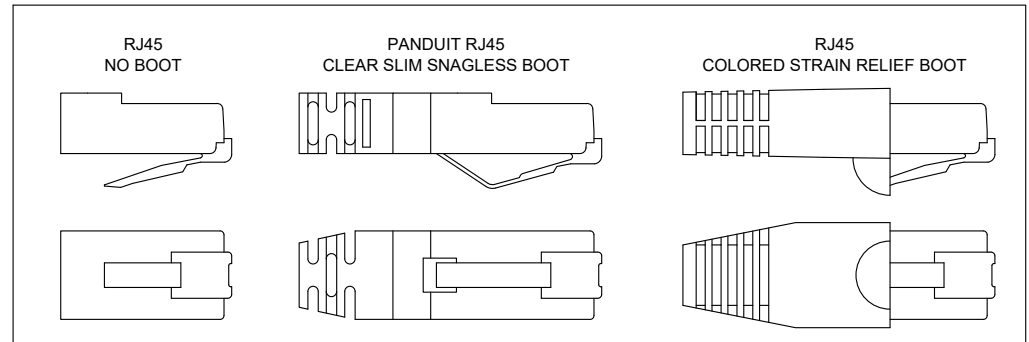


RJ45 SHORT BODY
CLEAR SLIM SNAGLESS BOOT



PIN 1

CAT6 CONNECTOR AND BOOT OPTIONS



WIRING CONFIGURATION 568B STRAIGHT

P1	COLOR CODE	P2
1	WHITE/ORANGE	1
2	ORANGE/WHITE	2
3	WHITE/GREEN	3
4	BLUE/WHITE	4
5	WHITE/BLUE	5
6	GREEN/WHITE	6
7	WHITE/BROWN	7
8	BROWN/WHITE	8

ON SITE TESTING	
TESTED WITH:	FLUKE NETWORKS CABLE ANALYZER
TESTED TO:	ANSI/TIA CATEGORY 6
	ISO/IEC 11801 CLASS E (250 MHz)

DRAWN BY:	K. THOMAS	07/05/2016
APVD BY:	A. JENSEN	07/26/2016

C ENTERPRISES
2445 CADES WAY
VISTA CA 92081
760-599-5111

DIMENSIONS: METRIC [IMPERIAL]		TITLE: CAT6 QT AND Q6 PATCH CORDS	
PROPRIETARY AND CONFIDENTIAL	SIZE A	DWG. NO. CAT6-QTQ6-PATCH-CORD	REV B
THIS DOCUMENT CONTAINS PROPRIETARY INFORMATION OF C ENTERPRISES. NOT TO BE USED, COPIED, OR DISCLOSED WITHOUT WRITTEN PERMISSION. ALL RIGHTS RESERVED.		SCALE: NOT TO SCALE	SHEET 1 OF 1